




Micro Dot lights Synchronization Issue fixing steps

PLEASE ALWAYS UNPLUG YOUR TREE FIRST BEFORE DO THE FOLLOWING STEPS


1. Locate the connector of string with possible incorrect connection on branch near the pole



2. Pull the connector out by pressing down the lock (Arrow).



3. Pulling out the light string from the connector, please also pull the wires out from the connector and remember wire 1 and wire 2.



4. Flip wire 1 and wire 2, then re-insert the wire back onto the connector, then place the connector back into where you pull it out



5. Push the string connector in and press lock (arrow) until you hear the click sound

